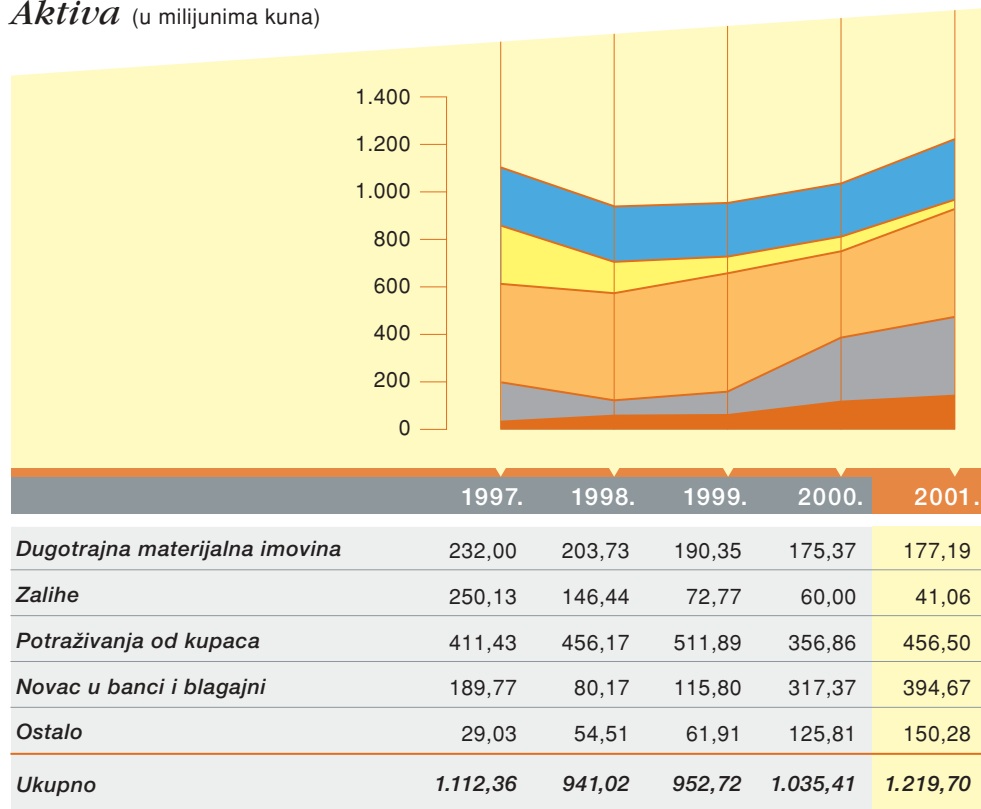


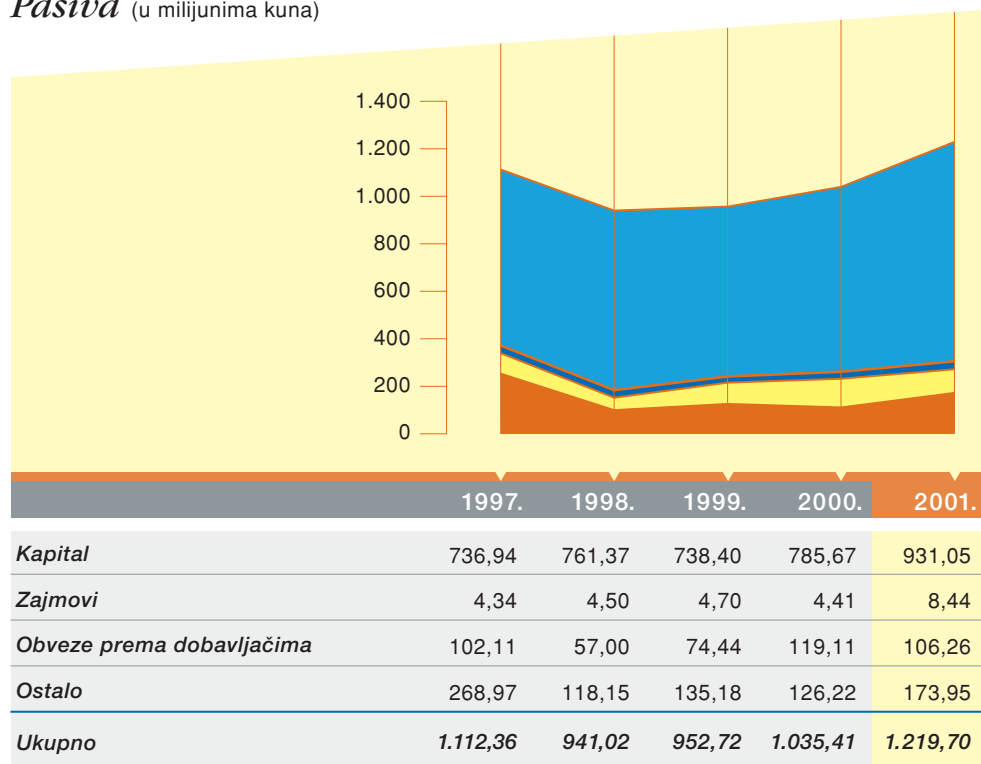


Najvažniji financijski pokazatelji poslovanja u 2001. godini

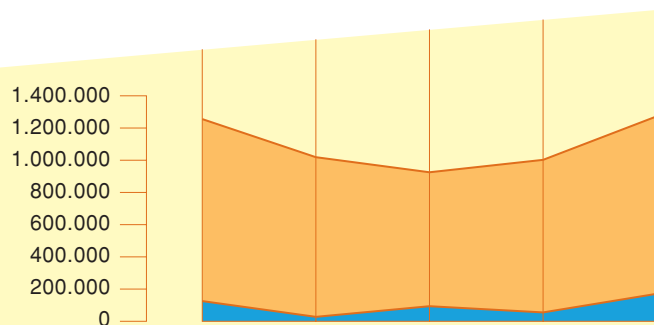
Aktiva (u milijunima kuna)



Pasiva (u milijunima kuna)

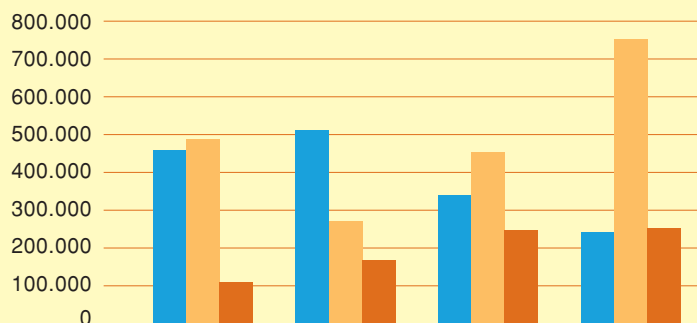


Prihodi od prodaje i dobitak (u tisućama kuna)



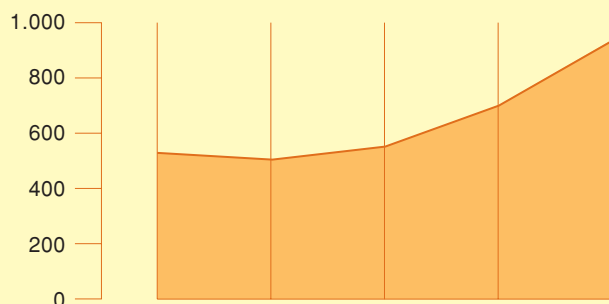
	1997.	1998.	1999.	2000.	2001.
● Prihodi od prodaje	1.287.585	1.047.624	944.536	1.038.589	1.238.177
● Dobitak	126.969	32.359	94.173	61.070	175.909

Prihodi od prodaje po tržištu (u tisućama kuna)



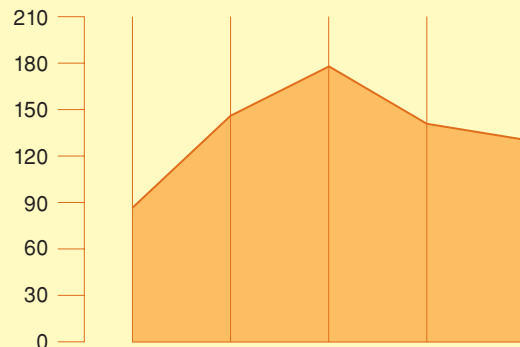
Tržište	1998.	1999.	2000.	2001.
● Hrvatska	455.777	509.455	339.114	242.495
● Izvoz	483.847	269.081	453.475	746.682
● Ericsson	108.000	166.000	246.000	249.000

Prodaja po zaposleniku (u tisućama kuna)



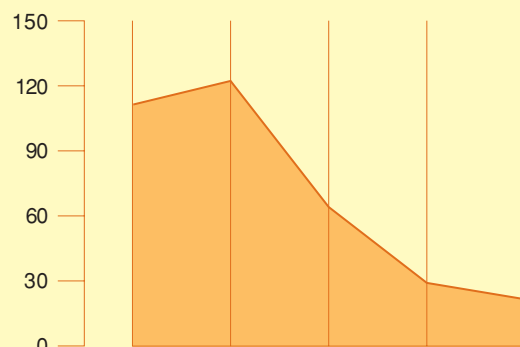
	1997.	1998.	1999.	2000.	2001.
Prodaja po zaposleniku	520	510	556	697	933

Naplata potraživanja od kupaca (u danima)



	1997.	1998.	1999.	2000.	2001.
ATO	88	146	177	142	130

Obrtaj zaliba (u danima)



	1997.	1998.	1999.	2000.	2001.
ITO	112	122	66	29	25